




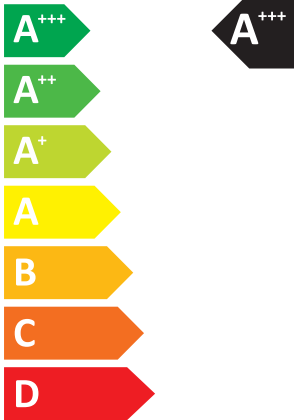
ENERG

енергия · ενεργεια



Model Indoor unit **MSZ-FH35VE**
Outdoor unit **MUZ-FH35VE**

SEER

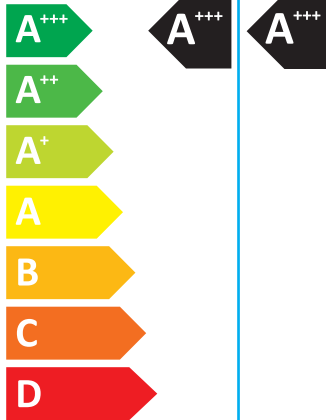


kW **3,5**

SEER **8,9**

kWh/annum **138**

SCOP



kW **2,0** **3,6** X

SCOP **6,5** **5,1** X

kWh/annum **429** **986** X



58dB



61dB



ENERGIA · ЕНЕРГИЯ · ΕΝΕΡΓΕΙΑ · ENERGIJA · ENERGY · ENERGIE · ENERGI

626/2011

JG79B388H01



A Model	B Indoor unit	MSZ-FH25VE				MSZ-FH35VE		MSZ-FH50VE		
		Outdoor unit		MUZ-FH25VE	MUZ-FH25VEHZ	MUZ-FH35VE	MUZ-FH35VEHZ	MUZ-FH50VE	MUZ-FH50VEHZ	
D Sound power levels on cooling mode	E Inside	dB	58	58	58	58	60	60		
	F Out-side	dB	60	60	61	61	64	64		
G Refrigerant R410A GWP 1975 *1										
H Cooling	SEER		9,1	9,1	8,9	8,9	7,2	7,2		
	Energy efficiency class		A+++	A+++	A+++	A+++	A++	A++		
	Annual electricity consumption *2 kWh/a		96	96	138	138	244	244		
Design load kw		2,5	2,5	3,5	3,5	5,0	5,0			
I Heating (Average/ Warmer season)	SCOP		5,1 / 6,3	4,9 / 6,3	5,1 / 6,5	4,8 / 6,5	4,6 / 5,7	4,2 / 5,9		
	Energy efficiency class		A+++ / A+++	A+ / A+++	A+++ / A+++	A++ / A+++	A++ / A+++	A+ / A+++		
	Annual electricity consumption *2 kWh/a		819 / 376	924 / 397	986 / 429	1173 / 471	1372 / 614	2006 / 787		
	Design load kw		3,0 (-10°C) / 1,7 (2°C)	3,2 (-10°C) / 1,8 (2°C)	3,6 (-10°C) / 2,0 (2°C)	4,0 (-10°C) / 2,2 (2°C)	4,5 (-10°C) / 2,5 (2°C)	6,0 (-10°C) / 3,3 (2°C)		
	De-cleared capacity	at reference design temperature	kw	3,0 (-10°C) / 1,7 (2°C)	3,2 (-10°C) / 1,8 (2°C)	3,6 (-10°C) / 2,0 (2°C)	4,0 (-10°C) / 2,2 (2°C)	4,5 (-10°C) / 2,5 (2°C)	6,0 (-10°C) / 3,3 (2°C)	
			at bivalent temperature	kw	3,0 (-10°C) / 1,7 (2°C)	3,2 (-10°C) / 1,8 (2°C)	3,6 (-10°C) / 2,0 (2°C)	4,0 (-10°C) / 2,2 (2°C)	4,5 (-10°C) / 2,5 (2°C)	6,0 (-10°C) / 3,3 (2°C)
				at operation limit temperature	kw	2,5 (-15°C) / 2,5 (-15°C)	1,7 (-25°C) / 1,7 (-25°C)	3,2 (-15°C) / 3,2 (-15°C)	2,6 (-25°C) / 2,6 (-25°C)	5,2 (-15°C) / 5,2 (-15°C)
Back up heating capacity		kw	0,0 (-10°C) / 0,0 (2°C)	0,0 (-10°C) / 0,0 (2°C)	0,0 (-10°C) / 0,0 (2°C)	0,0 (-10°C) / 0,0 (2°C)	0,0 (-10°C) / 0,0 (2°C)			

	Deutsch	Italiano	Svenska	Polski	Eesti	Malti	Русский
A	Modell	Modello	Modell	Model	Mudel	Mudell	Модель
B	Innengerät	Unità interna	Inomhusenhet	Jednostka wewnętrzna	Siseseade	Unità għal għewwa	Внутренний прибор
C	Außengerät	Unità esterna	Utomhusenhet	Jednostka zewnętrzna	Välisseade	Unità għal barra	Наружный прибор
D	Schalleistungspegel im Kühlmodus	Livelli di potenza sonora in modalità di raffreddamento	Bullemlivå i nedkylningsläget	Poziom mocy dźwięku w trybie chłodzenia	Müratasemed jahutusrežiimis	Livelli tal-qawwa tal-hsejjes fil-modalità ta' tkessiħ	Значения уровня звуковой мощности в режиме охлаждения
E	Innen	Interno	Innida	Wewnętrzny	Sees	Għewwa	Внутри
F	Außen	Esterno	Utsida	Na zewnątrz	Väljas	Barra	Снаружи
G	Kühlmittel	Refrigerante	Köldmedel	Czynnik chłodniczy	Külmutusagens	Refrigerant	Хладагент

	Deutsch	Italiano	Svenska	Polski	Eesti	Malti	Русский
H	Kühlen	Raffreddamento	Kyla	Chłodzenie	Jahutus	Tkessiħ	Охлаждение
I	Energieeffizienzklasse	Classe di efficienza energetica	Energiklass	Klasa energetyczna	Energiatõhususe klass	Klassi tal-effiċjenza fl-użu tal-enerġija	Класс эффективности использования энергии
J	Jahresstromverbrauch *2	Consumo annuale di energia elettrica *2	Årlig strömförbrukning *2	Zużycie prądu w skali roku *2	Aastane voolutarbimus *2	Konsum annwali tal-elettriku *2	Годовое потребление электроэнергии *2
K	Charge de calcul	Carico nominale	Dimensionerande belastning	Maksymalne obciążenie	Projektteeritud koormus	Tagħbija tad-disinn	Расчетная нагрузка
L	Chauffage (moyenne saison / saison chaude)	Θέρμανση (Εποχή με μέσες / υψηλότερες θερμοκρασίες)	Topeni (průměrná/teplá sezóna)	Ogrevanje (Povprečni/toplejši letni čas)	Téamh (Séasúr Meánach / Níos teo)	Lämmitys (Normaali / Lämpimämpi kausi)	Oppvarming (gjennomsnittlig / varmere årstid)
M	Capacité déclarée	Capacità dichiarata	Deklarerad kapacitet	Deklarowana pojemność	Deklareeritud võimsus	Kapaċità d'dikjarata	Гарантированная мощность
N	à la température de calcul de référence	alla temperatura di progetto di riferimento	prí referenčni výpočtové teplotě	w temperaturze referencyjnej	ag toocht deartha tagartha	perusmitoituislämpötilassa	при эталонной расчетной температуре
O	à température bivalente	alla temperatura bivalente	vid bivalent temperatur	w temperaturze bivalentnej	bivalentse temperatuuri juures	f'temperatura bivalenti	при бивалентной температуре
P	à température limite	alla temperatura limite di funzionamento	vid driftstemperaturens gränsvärde	w granicznej temperaturze roboczej	tõotamise piirtemperatuuri juures	f'temperatura tal-limitu ta' thaddim	при предельной рабочей температуре
Q	Backup-Heizleistung	Capacità di riscaldamento addizionale	Kapacitet för reservvärme	Zaprasowa pojemność grzewcza	Tagavara kütte võimsus	Kapaċità ta' tishin ta' sostenn	Резервная тепловая мощность

PRODUCT INFORMATION (*)

ROOM AIR CONDITIONER	INDOOR MODEL	MSZ-FH35VE
	OUTDOOR MODEL	MUZ-FH35VE

Function (indicate if present)	
cooling	Y
heating	Y

If function includes heating: Indicate the heating season the information relates to. Indicated values should relate to one heating season at a time. Include at least the heating season	
Average (mandatory)	Y
Warmer (if designated)	Y
Colder (if designated)	N

Item	symbol	value	unit
Design load			
cooling	P _{designc}	3.5	kW
heating/Average	P _{designh}	3.6	kW
heating/Warmer	P _{designh}	2.0	kW
heating/Colder	P _{designh}	x	kW

Item	symbol	value	unit
Seasonal efficiency			
cooling	SEER	8.9	-
heating/Average	SCOP/A	5.1	-
heating/Warmer	SCOP/W	6.5	-
heating/Colder	SCOP/C	x	-

Declared capacity for cooling, at indoor temperature 27(19)°C and outdoor temperature T _j			
T _j =35°C	P _{dc}	3.5	kW
T _j =30°C	P _{dc}	2.6	kW
T _j =25°C	P _{dc}	1.7	kW
T _j =20°C	P _{dc}	1.3	kW

Declared energy efficiency ratio, at indoor temperature 27(19)°C and outdoor temperature T _j			
T _j =35°C	EER _d	4.3	-
T _j =30°C	EER _d	6.1	-
T _j =25°C	EER _d	11.3	-
T _j =20°C	EER _d	16.3	-

Declared capacity for heating/Average season, at indoor temperature 20°C and outdoor temperature T _j			
T _j =-7°C	P _{dh}	3.2	kW
T _j =2°C	P _{dh}	2.0	kW
T _j =7°C	P _{dh}	1.4	kW
T _j =12°C	P _{dh}	1.6	kW
T _j =bivalent temperature	P _{dh}	3.6	kW
T _j =operating limit	P _{dh}	3.2	kW

Declared coefficient of performance/Average season, at indoor temperature 20°C and outdoor temperature T _j			
T _j =-7°C	COP _d	3.5	-
T _j =2°C	COP _d	5.0	-
T _j =7°C	COP _d	6.6	-
T _j =12°C	COP _d	8.2	-
T _j =bivalent temperature	COP _d	3.1	-
T _j =operating limit	COP _d	2.6	-

Declared capacity for heating/Warmer season, at indoor temperature 20°C and outdoor temperature T _j			
T _j =2°C	P _{dh}	2.0	kW
T _j =7°C	P _{dh}	1.4	kW
T _j =12°C	P _{dh}	1.6	kW
T _j =bivalent temperature	P _{dh}	2.0	kW
T _j =operating limit	P _{dh}	3.2	kW

Declared coefficient of performance/Warmer season, at indoor temperature 20°C and outdoor temperature T _j			
T _j =2°C	COP _d	5.0	-
T _j =7°C	COP _d	6.6	-
T _j =12°C	COP _d	8.2	-
T _j =bivalent temperature	COP _d	5.0	-
T _j =operating limit	COP _d	2.6	-

Declared capacity for heating/Colder season, at indoor temperature 20°C and outdoor temperature T _j			
T _j =-7°C	P _{dh}	x	kW
T _j =2°C	P _{dh}	x	kW
T _j =7°C	P _{dh}	x	kW
T _j =12°C	P _{dh}	x	kW
T _j =bivalent temperature	P _{dh}	x	kW
T _j =operating limit	P _{dh}	x	kW
T _j =-15°C	P _{dh}	x	kW

Declared coefficient of performance/Colder season, at indoor temperature 20°C and outdoor temperature T _j			
T _j =-7°C	COP _d	x	-
T _j =2°C	COP _d	x	-
T _j =7°C	COP _d	x	-
T _j =12°C	COP _d	x	-
T _j =bivalent temperature	COP _d	x	-
T _j =operating limit	COP _d	x	-
T _j =-15°C	COP _d	x	-

Bivalent temperature			
heating/Average	T _{biv}	-10	°C
heating/Warmer	T _{biv}	2	°C
heating/Colder	T _{biv}	x	°C

Operating limit temperature			
heating/Average	T _{ol}	-15	°C
heating/Warmer	T _{ol}	-15	°C
heating/Colder	T _{ol}	x	°C

Cycling Interval capacity			
for cooling	P _{cycc}	x	kW
for heating	P _{cyhc}	x	kW
Degradation co-efficient cooling	C _{dc}	0.25	-

Cycling interval efficiency			
for cooling	EER _{cycc}	x	-
for heating	EER _{cyhc}	x	-
Degradation co-efficient	C _{dh}	0.25	-

Electric power input in power modes other than 'active mode'			
off mode	P _{OFF}	1	W
standby mode	P _{SB}	1	W
thermostat - off mode	P _{TO}	7	W
crankcase heater mode	P _{CK}	0	W


Annual electricity consumption			
cooling	Q _{CE}	138	kWh/a
heating/Average	Q _{HE}	986	kWh/a
heating/Warmer	Q _{HE}	429	kWh/a
heating/Colder	Q _{HE}	x	kWh/a

Capacity control (indicate one of three options)	
fixed	N
staged	N
variable	Y

Other items			
Sound power level (indoor/outdoor)	L _{WA}	58/61	dB(A)
Global warming potential	GWP	1975	kgCO ₂ eq
Rated air flow (indoor/outdoor)	-	696/2016	m ³ /h

Contact details for obtaining more information	MITSUBISHI ELECTRIC CORPORATION SHIZUOKA WORKS 3-18-1, Oshika, Suruga-ku, Shizuoka 422-8528, Japan E-mail: melshlp@MitsubishiElectric.co.jp
--	---

(*) This information is based on the "product information requirement" in COMMISSION REGULATION (EU) No206/2012.

TECHNICAL DOCUMENTATION (1)			
ROOM AIR CONDITIONER	INDOOR MODEL	MSZ-FH35VE	305(+17)H925W234D (mm)
	OUTDOOR MODEL	MUZ-FH35VE	550H800W285D (mm)
Function			
	cooling		Y
	heating		Y
The heating season			
	Average (mandatory)		Y
	Warmer (if designated)		Y
	Colder (if designated)		N
Capacity control			
	fixed		N
	staged		N
	variable		Y
Item	symbol	value	unit
Seasonal efficiency (2)			
cooling	SEER	8.9	-
heating/Average	SCOP/A	5.1	-
heating/Warmer	SCOP/W	6.5	-
heating/Colder	SCOP/C	x	-
Energy efficiency class			
cooling	SEER	A+++	-
heating/Average	SCOP/A	A+++	-
heating/Warmer	SCOP/W	A+++	-
heating/Colder	SCOP/C	x	-
Other items			
Sound power level (indoor/outdoor)	LWA	58/61	dB(A)
Refrigerant	-	R410A	-
Global warming potential	GWP	1975	kgCO ₂ eq.
identification and signature of the person empowered to bind the supplier			
	Tomoyuki Miwa Department Manager, Quality Assurance Department MITSUBISHI ELECTRIC CONSUMER PRODUCTS (THAILAND) CO.,LTD		

(1) This information is based on COMMISSION DELEGATED REGULATION (EU)No826/2011.

(2) SEER/SCOP values are measured based on EN14825:2011: Testing and rating at part load conditions and calculation of seasonal performance